




TREE SPECIES WE PLANT

Working closely with the U.S. Forest Service, the NFF has helped plant more than 40 different species of trees. Learn more about some of the tree species we most frequently plant on our National Forests.



WHITEBARK PINE

Whitebark pine is a pioneer species, often the first to grow following a disturbance, such as fire.




PONDEROSA PINE

Historically, frequent, low-level fires helped shape and maintain the ponderosa pine forests of the West.



DOUGLAS-FIR

Douglas-fir is a popular Christmas tree due to its soft needles and conical shape.




WESTERN LARCH

Western larch needles turn yellow in the fall and drop.




JACK PINE

Jack pine thrives on the Great Lakes states' sandy soils.



LONGLEAF PINE

Longleaf pine was once the largest forest ecosystem in North America, but today exists on less than five percent of its historic range.



SHORTLEAF PINE

Shortleaf pine forests historically stretched from Oklahoma and eastern Texas to New Jersey in the North and Florida in the South.