

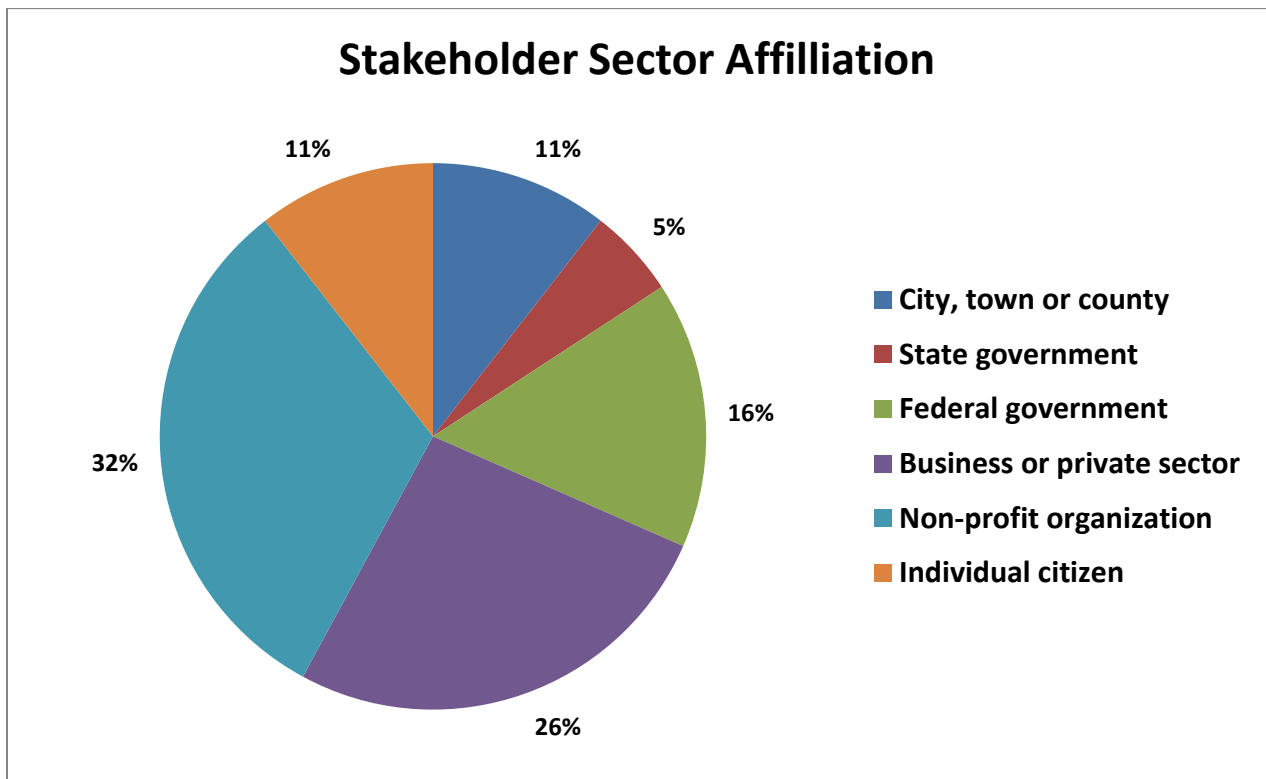
CWPP Stakeholder Valued Resource Survey Summary



1st meeting of Stakeholders for the CWPP
September 9th, 2015
Blue Ridge Community Church

In order to get a better understanding of the values held by individual stakeholder for the resources located in and around the project area for the Cragin Watershed Protection Project (CWPP), a survey was sent to stakeholders of this project. 19 stakeholders representing 16 distinct organizations responded to the survey. The results of the survey are intended to help facilitate discussion during the first collaborative stakeholder meeting for the CWPP, and are in no way a complete sample of stakeholders, organizations, values or risks associated with the CWPP project area.

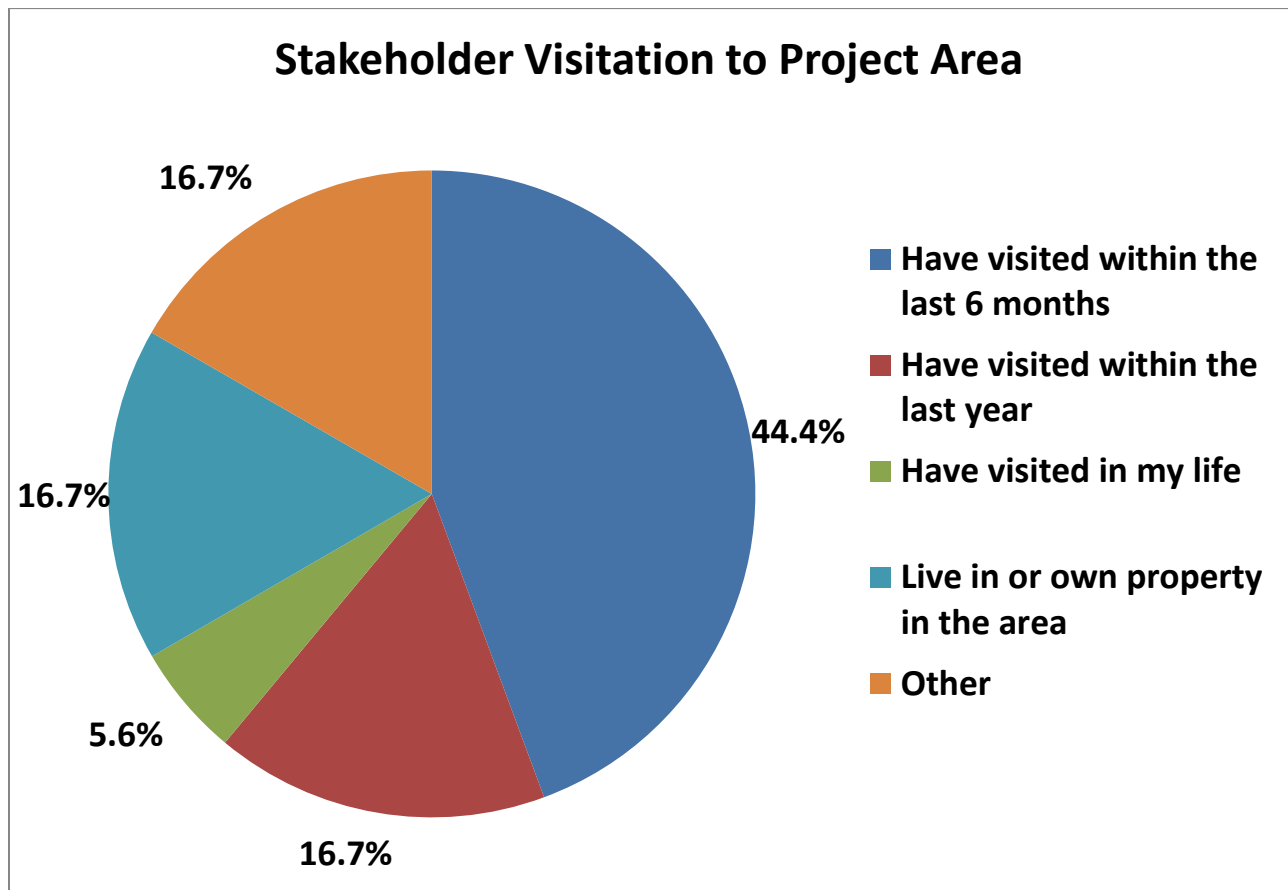
Question 1: Which Sector best describes your affiliation?



The respondents to the survey represent a diverse set of sector affiliation. Affiliations ranged from individual citizen interest to private business to local, state and federal governments representation.

CWPP Stakeholder Valued Resource Survey Summary

Question 2: Please select the statement that best describes you/your organization's relationship with the project area (C.C. Cragin reservoir and surrounding area).



In response to the survey, all respondents reported having visited the project area at least once. Several stakeholders responded to the question indicating their interest in the resources in the area beyond visitation. The following are the responses indicated by those stakeholders:

- Working or have worked in the area on the habitat/watershed restoration.
(2 respondents)
- Dependent on water supplies originating in the project area
(2 respondents)
- Owner/Steward of private property at risk in the vicinity of the project area
(3 respondents)

CWPP Stakeholder Valued Resource Survey Summary

Questions 3 & 4:

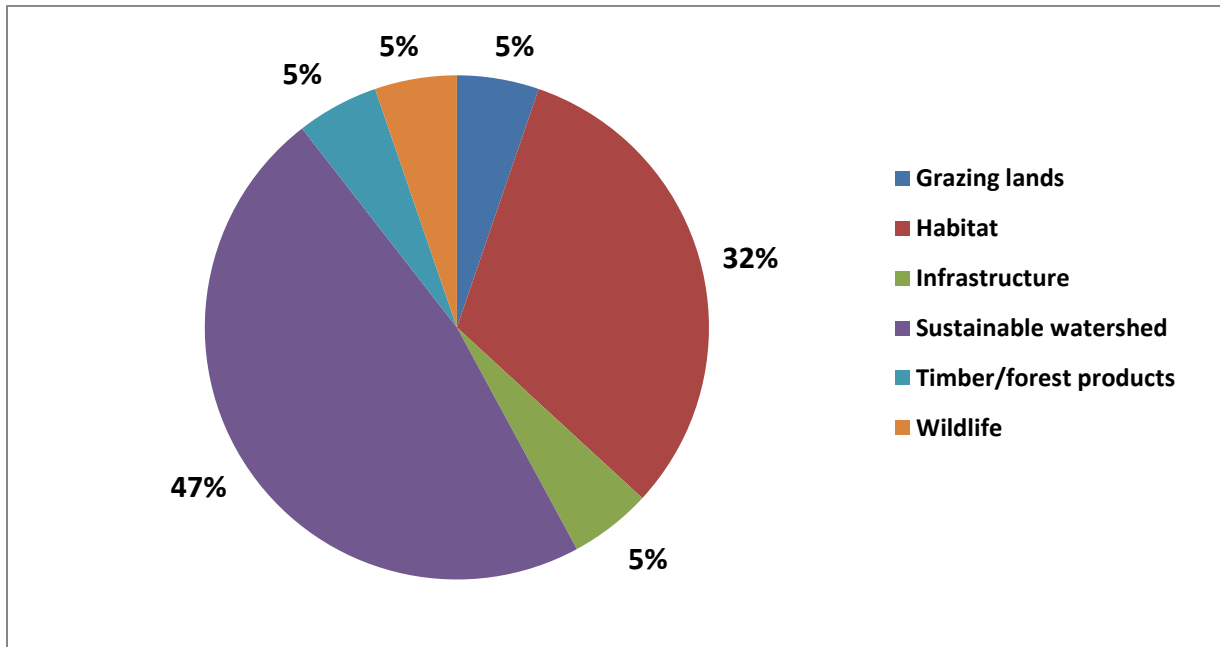
Each stakeholder was asked to select the top three resources of value in and around the CWPP project area. Respondents were also given the option to select “other” and then write-in a response for resources not listed in the survey. Question 4 asked the respondents to select the biggest risk to each of their three highly valued resources. The charts on the following pages show responses to questions 3 and 4, pairing responses to the categories of “most-valued”, “2nd most-valued”, and “3rd most-valued” resources. The percentages for question 3 represent the proportion of respondents who selected each of the respective resources.

Question 3: Which values and resources in the project area and the Mogollon Rim Ranger District on Coconino National Forest, are the most important to you or your organization? List your top 3.

Question 4: Considering the three Values/Resources you selected in the last question, which of the following do you think poses the biggest risk to the Values/Resources you selected? Please select one risk per Value/Resource and use the same Value/Resource numbers as you selected in the previous question.

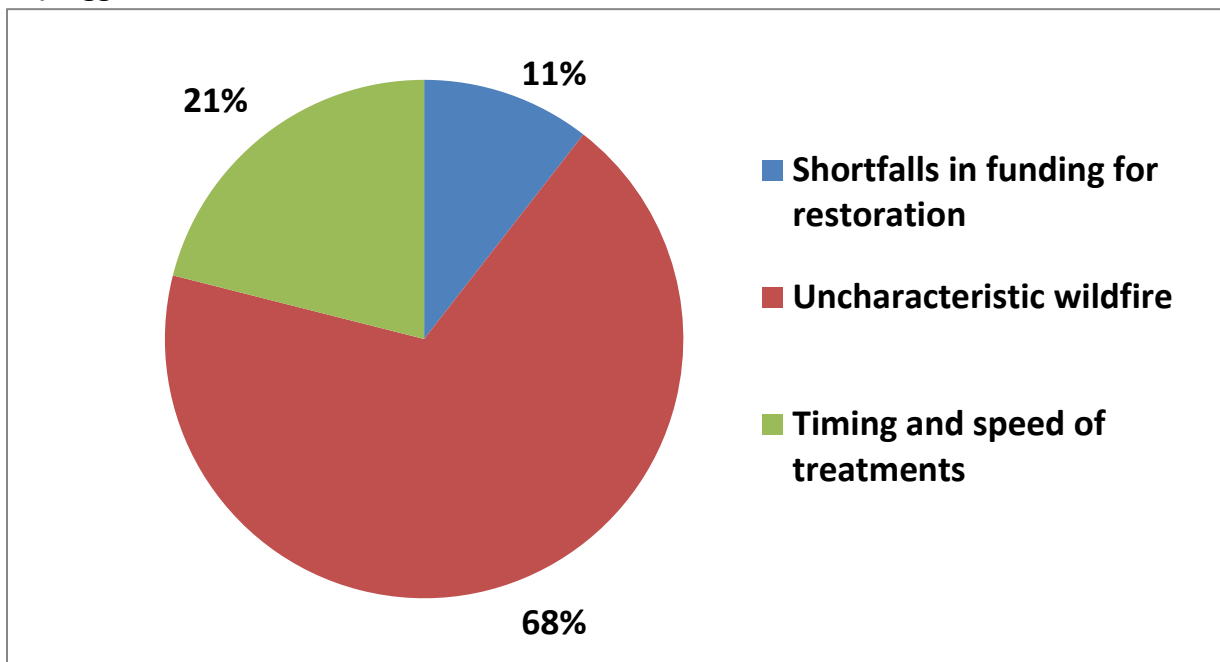
CWPP Stakeholder Valued Resource Survey Summary

3a) Most-valued resource



Among the responses for the resources “most-valued” by stakeholders, sustainable watersheds and wildlife habitat were selected most often. Grazing lands, infrastructure, timber values and wildlife were also indicated to be the “most-valued resource” to stakeholders surveyed.

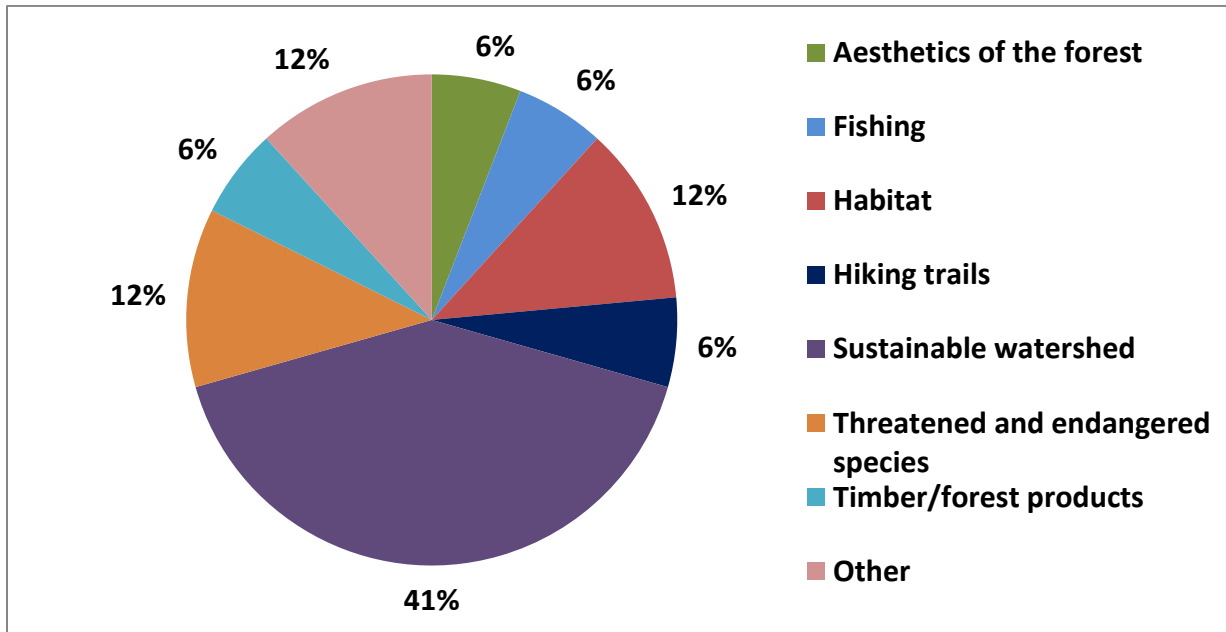
4a) Biggest risk to Most-valued resource



Given the resources indicated by stakeholders as most-valued, the stakeholders indicated the biggest risks to these resources are uncharacteristic wildfire, the timing and speed of treatments and shortfalls in funding.

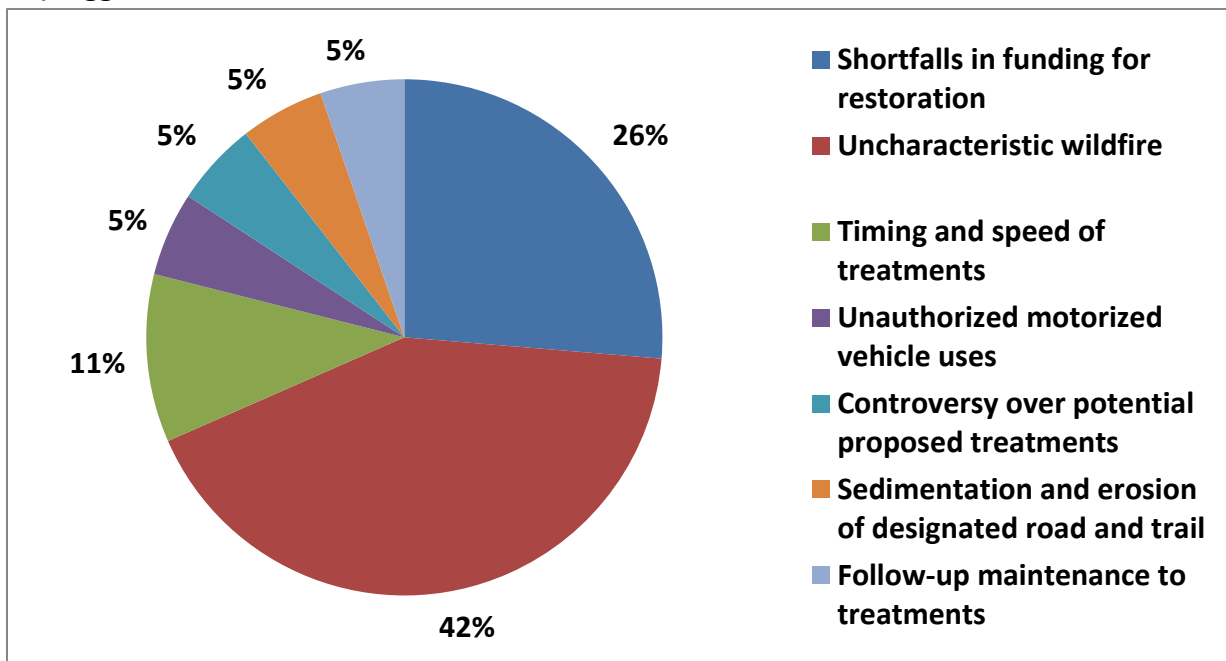
CWPP Stakeholder Valued Resource Survey Summary

3b) 2nd most-valued resource



Among the responses for the resources ranking as “2nd most-valued”, the stakeholders surveyed indicated sustainable watersheds, threatened and endangered species, and habitat most often. The aesthetics of the forest, fishing, hiking trails, and timber values were also indicated to be the 2nd most-valued resources among stakeholders surveyed.

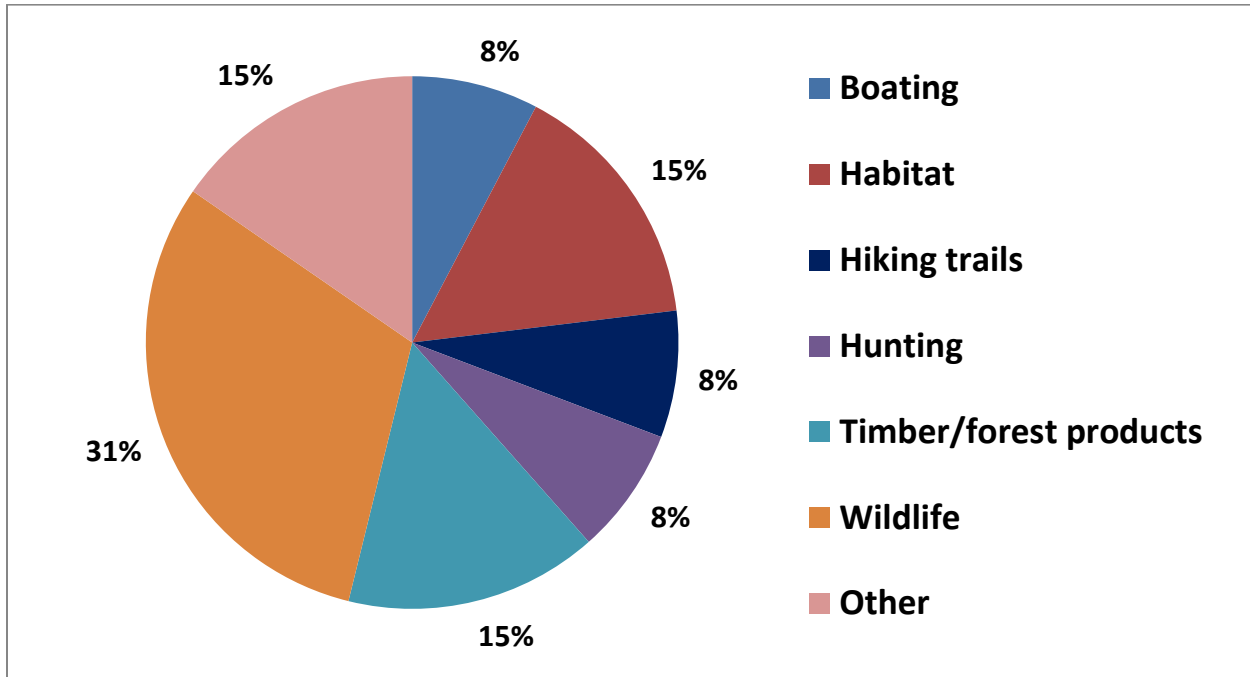
4b) Biggest risk to 2nd Most-valued resource



Given the resources indicated by stakeholders as “2nd most-valued”, the stakeholders indicated the biggest risks to these resources are uncharacteristic wildfire, shortfalls in funding for restoration, and the timing and speed of treatments.

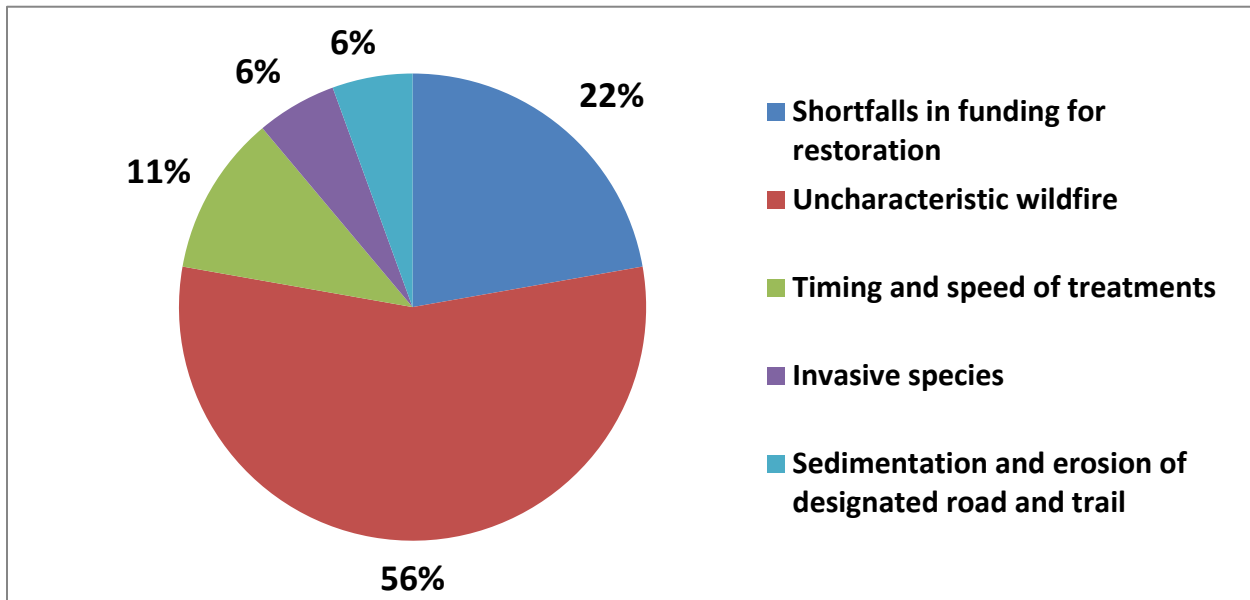
CWPP Stakeholder Valued Resource Survey Summary

3c) 3rd most-valued resource



Among the responses for the resources ranking as the “3rd most-valued”, the stakeholders surveyed indicated wildlife, habitat, and timber/forest products most often. Boating, hiking trails, and hunting were also indicated to be the 3rd most-valued resources among stakeholders.

4c) Biggest risk to 3rd Most-valued resource



Given the resources indicated by stakeholders as “3rd most-valued”, the stakeholders indicated the biggest risks to these resources are uncharacteristic wildfire, shortfalls in funding for restoration, and the timing and speed of treatments. Stakeholders also selected invasive species and road sedimentation and erosion as threats to valued resources in the project area.